

This factsheet is as at 29 February 2024 unless otherwise specified.

Xtrackers Euro Stoxx 50 Short Daily Swap UCITS ETF 1C

a sub fund of Xtrackers

At a Glance

- Inverse Exposure to Eurozone Equities
- Short exposure to the top 50 blue chip Eurozone stocks

Reference Index key features

The Euro STOXX 50® Short Index aims to reflect the performance of the following market:

- 1x Short exposure to Eurozone blue chip companies listed in EUR in Eurozone countries
 - Short exposure to 50 largest and most liquid companies
 - Weighted by free-float adjusted market capitalisation
 - Quarterly index review, largest component is capped at 10%
- Additional information on the index, selection and weighting methodology is available at www.stoxx.com

Fund information	
ISIN	LU0292106753
Share class currency	EUR
Fund Currency	EUR
Fund launch date	05 June 2007
Domicile	Luxembourg
Portfolio Methodology	Substitute Basket + Swap
Sub-Portfolio Manager	DWS Investments UK Ltd
Investment Manager	DWS Investments UK Ltd
Custodian	State Street Bank International GmbH, Luxembourg Branch
All-in fee ¹	0.40% p.a.
Income treatment	Capitalising
NAV per Share	EUR 6.77
Total Fund Assets	EUR 50.80 Million
Total Shares Outstanding	7.51 Million

¹ Please see additional information / Glossary.

Key Risks

- **The value of your investment may go down as well as up and past performance does not predict future returns. Investor capital may be at risk up to a total loss.**
- The value of an investment in shares will depend on a number of factors including, but not limited to, market and economic conditions, sector, geographical region and political events.
- The Fund is exposed to market movements in a single country or region which may be adversely affected by political or economic developments, government action or natural events that do not affect a fund investing in broader markets.
- The Fund will enter into a derivative with a counterparty. If the counterparty fails to make payments (for example, it becomes insolvent) this may result in your investment suffering a loss.
- The Index is constructed to track the performance of a negative (known as a short) position on the Underlying Index, meaning that the level of the Index should rise when the Underlying Index falls and fall when the Underlying Index rises. The Index is designed to do this on a daily basis only which should not be equated with seeking a short position for periods longer than a day. The performance of the Fund over periods longer than one day may not be inversely proportional or symmetrical with the returns of the Underlying Index.

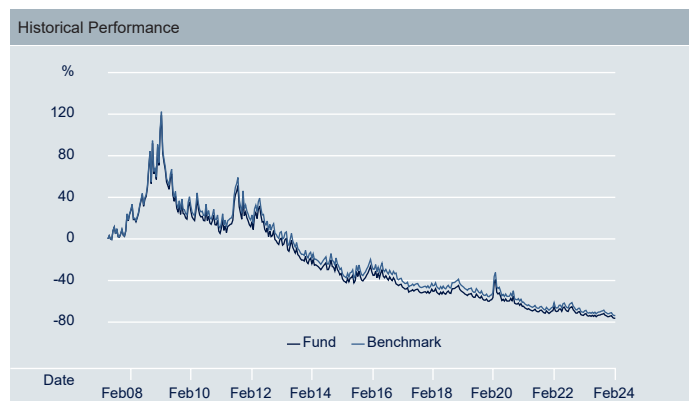
Listing and trading information			
Exchange	Bloomberg Ticker	Reuters RIC	Trading Currency
Xetra	XSSX GY	XSSX.DE	EUR
Stuttgart Stock Exchange	XSSX GS	XSSX.SG	EUR
London Stock Exchange	XSSX LN	XSSX.L	GBp
Italian Stock Exchange	XSSX IM	XSSX.MI	EUR
BX Berne eXchange	XSSX BW	XSSX.BN	CHF

Cumulative performance figures						
	1 Month	3 Months	6 Months	1 Year	3 Years	Annualised Volatility
Share Class	-4.29%	-8.91%	-9.63%	-11.50%	-34.06%	22.51%
Index	-4.32%	-8.95%	-9.65%	-11.53%	-34.12%	22.26%
Tracking Difference	0.03%	0.03%	0.02%	0.03%	0.06%	-
Tracking Error	0.04%	0.05%	0.04%	0.04%	0.04%	-

Calendar year performance figures						
	2019	2020	2021	2022	2023	YTD
Share Class	-25.18%	-8.51%	-22.10%	3.61%	-15.27%	-6.52%
Index	-25.10%	-8.47%	-22.12%	3.57%	-15.26%	-6.55%
Tracking Difference	-0.08%	-0.04%	0.02%	0.04%	-0.00%	0.03%
Tracking Error	0.02%	0.03%	0.03%	0.04%	0.04%	0.03%

Rolling performance figures											
	2/14 - 2/15	2/15 - 2/16	2/16 - 2/17	2/17 - 2/18	2/18 - 2/19	2/19 - 2/20	2/20 - 2/21	2/21 - 2/22	2/22 - 2/23	2/23 - 2/24	Since launch
Share Class	-18.95%	9.63%	-19.20%	-9.11%	-2.32%	-7.42%	-20.18%	-13.19%	-14.16%	-11.50%	-8.23%
Index	-18.34%	10.64%	-18.28%	-8.54%	-2.15%	-7.34%	-20.14%	-13.22%	-14.18%	-11.53%	-7.65%
Tracking Difference	-0.61%	-1.01%	-0.93%	-0.57%	-0.17%	-0.08%	-0.03%	0.03%	0.03%	0.03%	-0.16%
Tracking Error	0.03%	0.05%	0.04%	0.03%	0.02%	0.02%	0.03%	0.03%	0.04%	0.04%	0.08%

Past performance does not predict future returns.



Source: DWS, Index Provider

THINK ETF. THINK X.

This factsheet is as at 29 February 2024 unless otherwise specified.

Top 10 index constituents		
Issuer	ISIN	Weight
ASML HOLDING ORD	NL0010273215	8.63%
LVMH MOET HENNESSY LOUIS VUITT	FR0000121014	5.90%
TOTALENERGIES SE ORD	FR0000120271	4.62%
SAP SE ORD	DE0007164600	4.45%
SIEMENS ORD	DE0007236101	3.94%
L OREAL S.A.	FR0000120321	3.42%
SCHNEIDER ELECTRIC SE	FR0000121972	3.24%
SANOFI SA ORD	FR0000120578	3.19%
ALLIANZ	DE0008404005	3.03%
AIR LIQUIDE ORD	FR0000120073	2.88%

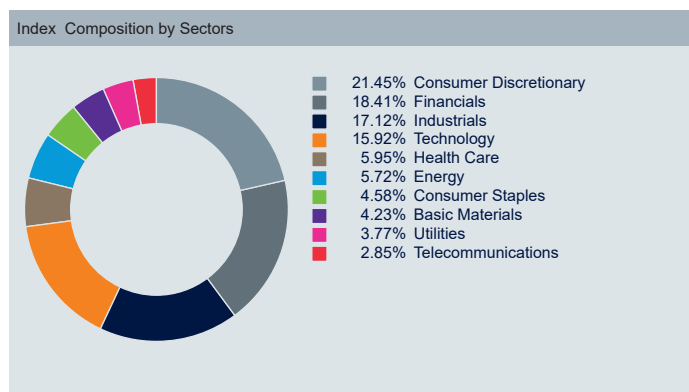
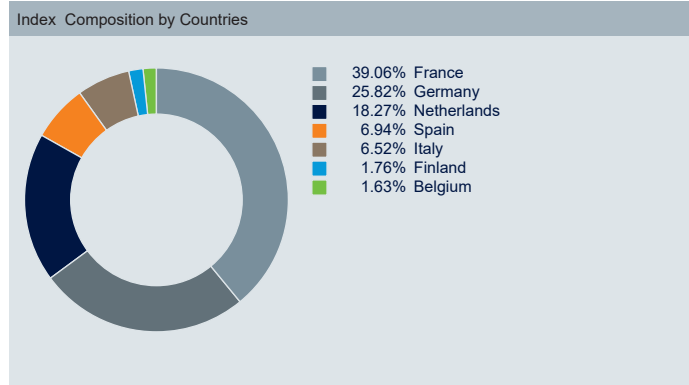
Index information	
Index Name	Euro STOXX 50® Short Index
Index Provider	STOXX Ltd.
Bloomberg Symbol	SX5TS
Index Type	Total Return Gross
Index Base Currency	EUR
Number of Index constituents	50
Dividend Yield	3.26%
Index PE Ratio (Trailing)	12.68
Index PE Ratio (Forward)	12.31

Source: Index Provider

Euro STOXX 50® Short Index

Source: Index provider as at 29 December 2023

Figures may not always add up to 100.00% due to rounding



Further information on Xtrackers ETFs

DWS Investment S.A. | Xtrackers ETF Hotline: +44 (0)20 7547 1747
 Team Website: www.Xtrackers.com
 2, Boulevard Konrad Adenauer E-Mail: Xtrackers@dws.com
 L-1115 Luxembourg
 Telephone: +352 42 101 8190

Additional Information

A Glossary of Terms is available at Xtrackers.com.

ETF performance is shown on NAV basis, net of fees and index replication costs. Index performance is calculated on a total return basis. Volatility is calculated since launch of the share class.

Disclaimer

This document is intended as marketing communication does not create any legally binding obligations on the part of DWS Group GmbH & Co. KGaA and/or its affiliates (DWS). This document does not constitute investment advice. Without limitation, this document does not constitute an offer, an invitation to offer or a recommendation to enter into any transaction. Before making an investment decision, investors need to consider, with or without the assistance of an investment adviser, whether the investments and strategies described or provided by DWS are appropriate in light of their particular investment needs, objectives and financial circumstances. Information in this document has been obtained or derived from sources believed to be reliable and current. However, accuracy or completeness of the sources cannot be guaranteed. According to the information in the sales prospectus distribution of the products mentioned in this document is subject to restrictions of the relevant jurisdictions. This document and the information contained herein may only be distributed and published in jurisdictions in which such distribution and publication is permissible in accordance with applicable law in those jurisdictions. Direct or indirect distribution of this document is prohibited in the USA as well as to or for the account of US persons and persons residing in the USA. Xtrackers is an undertaking for collective investment in transferable securities (UCITS) in accordance with the applicable laws and regulations and set up as open-ended investment company with variable capital and segregated liability amongst its respective compartments. Investors must buy and must usually sell shares in Xtrackers UCITS ETFs on a secondary market with the assistance of an intermediary (e.g. a stockbroker) and may incur fees for doing so. In addition, investors may pay more than the current net asset value when buying shares and may receive less than the current net asset value when selling them. Before making any investment decision, investors should refer to the Risk Factors in the Prospectus and Key Information Document. Tax treatment of the Xtrackers UCITS ETFs depends on the individual circumstances of each investor. Xtrackers is incorporated in the Grand Duchy of Luxembourg, is registered with the Luxembourg Trade and Companies' Register under number B-119.899 and has its registered office at 49, avenue J.F. Kennedy, L-1855 Luxembourg. DWS Investment S.A. acts as the management company of Xtrackers. The Investment Company may decide to terminate the arrangements made for the marketing of this fund. Complete information on the Fund, including all risks and costs, can be found in the relevant current prospectus. Together with the relevant key information document, these constitute the only binding sales documents for the Fund. Investors can obtain these documents, together with regulatory information, as well as the latest constitutional documents for the Fund in German from DWS Investment GmbH, Mainzer Landstraße 11-17, 60329 Frankfurt am Main or in English from DWS Investment S.A., 2, Boulevard Konrad Adenauer, L-1115 Luxembourg, in printed form free of charge, or available in respective languages from Germany: <https://etf.dws.com/de-de/> Austria: <https://etf.dws.com/de-at/> Belgium: <https://etf.dws.com/en-be/> France: <https://etf.dws.com/fr-fr/> Italy: <https://etf.dws.com/it-it/> Luxembourg: <https://etf.dws.com/en-lu/> Spain: <https://etf.dws.com/es-es/> Netherlands: <https://etf.dws.com/nl-nl/> Sweden: <https://etf.dws.com/sv-se/> and UK/Ireland: <https://etf.dws.com/en-gb/>. A summary of investor rights is available at www.etf.dws.com under "About Us – How to Complain?". **PAST PERFORMANCE IS NO GUARANTEE OF FUTURE RESULTS.** © 2024 DWS International GmbH acting through its branch offices where relevant

Index Disclaimer

Euro STOXX 50® Short Index is a registered trademark of Deutsche Börse AG. This financial instrument is neither sponsored nor promoted, distributed or in any other manner supported by Deutsche Börse AG (the "Licensor"). Neither the publication of the Index by the Licensor nor the granting of a license regarding the Index as well as the Index Trademark for the utilization in connection with the financial instrument or other securities or financial products, which derived from the Index, represents a recommendation by the Licensor for a capital investment or contains in any manner a warranty or opinion by the Licensor with respect to the attractiveness on an investment in this product.

THINK ETF. THINK X.